



## Siberian Husky Rescue of Florida, Inc.

PO Box 8727 Seminole, FL 775 Phone or Fax (727) 391-8934

An Official 501C Not-For-Profit Organization

Solicitation License # CH10677. A copy of the official registration and financial information may be obtained from the Division of Consumer Affairs by calling toll free 1-800-435-7352 within the state. Registration does not imply endorsement, approval or recommendation by the state.

### From the Board

Well, we have had quite a winter this season. Whether you have been up north or here in Florida, we believe the Huskies have been enjoying the weather.

Our 19<sup>th</sup> Annual Husky Olympics took place on February 22<sup>nd</sup> and, as usual, was a success. In addition to the Olympics we had another successful event in Gulfport, the Tails at Twilight. It was a wonderful evening to support several rescues with silent auction items, dinner, music, and a live auction. Several SHRF volunteers attended. If you missed it, don't worry, there is always next year. We

are thankful to our friends in Gulfport for providing the opportunity for SHRF and other rescues to participate in their event. We are also thankful to our volunteers and supporters who put in the time, donate, and attend to make our events successful.

We hope that everyone enjoyed the Husky Olympics and went home with tired fur-kids. It was a beautiful day at the park. After some discussion we have decided to make some small changes to mix things up a bit but still keep our traditional classic games. Be sure to attend next year to find out.

We continue to struggle need-

ing available foster homes. Please consider helping by taking in a Husky guest. Contact us if interested in fostering.

Enjoy the spring!

SHRF Board

**Board members can be reached at any time at 727-391-8934 or by e-mailing:**  
**[board@siberrescue.com](mailto:board@siberrescue.com)**

THE SHRF NEWSLETTER IS A QUARTERLY PUBLICATION DEDICATED TO KEEPING VOLUNTEERS, FRIENDS AND SPONSORS ASSOCIATED WITH THE SIBERIAN HUSKY RESCUE OF FLORIDA, INC. INFORMED ON THE NEWS, EVENTS AND GENERAL INFORMATION OF INTEREST. ALTHOUGH PRECAUTIONS ARE TAKEN TO ENSURE THE ACCURACY OF THE PUBLISHED MATERIALS CONTAINED IN THIS NEWSLETTER, THE SIBERIAN HUSKY RESCUE OF FLORIDA, INC. AND THE EDITOR CANNOT BE HELD RESPONSIBLE FOR OPINIONS EXPRESSED OR FACTS SUPPLIED BY AUTHORS AND/OR CONTRIBUTORS.



## Special Mention

Matchmaker, matchmaker, make me a match, find me a Sibe...catch me a catch.... Watch out dating sites!!! SHRF has the ultimate matchmaker. This volunteer has faithfully served Siberian Huskies for over eight years. She processes the adoption applications and looks through them to perform her magical connections. Not an easy task since many applications are looking for a dog under a year, black and white with perfect blue eyes, mellow, and... yes! Cat friendly...

We are talking about Janet Evans, our expert matchmaker! The title of Best Matchmaker does not fully describe all the things this volunteer does to make sure our dogs find their best forever home. She does the initial interview and puts together all the other pieces (references, home inspections, vet checks, etc). Many times she coordinates the transportation too. She then follows-up to make sure the dog is doing well. When adopters find themselves in a pickle with a new dog, she finds resources and offers advice to help the initial days go smoothly.


Janet E. is also our in-house expert on all things related to health, heartworm treatments, etc. There are so many things this dynamo does that it is hard to put into words. When it takes a dog longer than usual to find a home, she reminds us that "every pot has its lid!"

Thank you Janet for all you do, for the way you encourage us when things are difficult, and for being a strong advocate for our beloved breed.

## Volunteers of the Quarter

We say our volunteers of the quarter run *The Golly Academy for Husky Manners*. Their two helpers Angel and Rocky are experienced Husky foster siblings. Rocky specializes in teaching what we call the "cool Husky" behavior. He enjoys chillin' by the pool looking so cool! Angel is the school principal effectively imparting disciplinary action to rambunctious new intakes who may dare misbehave under her watch. Gail is famously known for her great shots of our beautiful rescues. Most recently, she was able to catch Mako's remarkable eyes. A difficult feat, but Gail skillfully worked her charm until she could get the shot that showed the world Mako has the most unique parti-eyes! His left eye is half blue and half brown.... an amazing beauty! Of course, Mako acts like he is a very common dog, but Gail & Don let him know he is very special. He returns their kindness with generous Husky kisses. They both say Mako is a great catch! Thank you Gail & Don for opening your home to save Husky lives and help them become the best Husky they can be!

K  
A  
L  
I



Hazards in the Home

*Make your home a safer place for your pets by keeping them away from the following hazardous household items, plants, foods, objects, and trouble areas.*

HOUSEHOLD ITEMS

1. Non-steroidal anti-inflammatory medications (ibuprofen, aspirin, etc.)
2. Acetaminophen
3. Cold and flu medications
4. Antidepressants
5. Vitamins
6. Home insect products
7. Rat and mouse bait
8. Bleach
9. Diet pills
10. Disinfectants
11. Fabric softener
12. Lighter Fluid
13. Mothballs
14. Mothballs
15. Anti-cancer drugs
16. Solvents (paint thinners, etc.)
17. Flea and tick products
18. Drain Cleaner
19. Liquid potpourri
20. Slug and snail bait

21. Oven cleaner sprays
22. Lime/scale remover
23. Fly bait
24. Detergents
25. Tobacco products
- HAZARDS IN THE HOME
- Do you have any of these plants in or around your home? If so, make sure they're in places where your pets can't reach them, or consider getting rid of them altogether.
- Aloe
- Amaryllis
- Andromeda Japonica
- Asian Lily
- Asparagus Fern
- Australian Nut
- Autumn Crocus
- Azalea
- Belladonna
- Bird of Paradise
- Bittersweet (American and European)
- Black Locust
- Branching Ivy
- Buckeye Buddhist Pine
- Caladium
- Calla Lily
- Castor Bean



## HAZARDS IN THE HOME –Plants Continued

Ceriman

Cordatum

Clematis

Corn Plant

Cycads

Cyclamen

Daffodil

Daylily

Devil's Ivy

Dieffenbachia

Dumbcane

Easter Lily

Elephant Ears

Emerald Fern

English Ivy

Eucalyptus

Ferns

Fiddle-leaf Philodendron

Gold Dust Dracaena

Florida Beauty

Foxglove

Glacier Ivy

Gladiola

Golden Pathos

Heavenly Bamboo

Honeysuckle

Hurricane Plant

Hyacinth

Hydrangea

Iris

Jerusalem Cherry

Jimson Weed

Kalanchoe

Lantana

Lilies (all Ulium species)

Lily of the Valley

Lupine Marble Queen

Morning Glory

Mother-in-Law

Mountain Laurel

Narcissus

Needlepoint Ivy

Nephthysis

Nightshade

Oleander

Panda

Peace Lily

Philodendron

Poison Hemlock

Precatory Bean (rosary pea)

Privet

Red Emerald

Rhododendron

Ribbon Plant

Sago Palm

Satin Pathos

Schefflera

Striped Dracaena

Sweetheart Ivy

Tulip

Water Hemlock

Wisteria

Yew

Yucca



## HAZARDS IN THE HOME

You should never let your dogs or cats eat any of these foods. Be sure to store them where your pets can't find them.

### HARMFUL FOODS

27. Avocados
28. Chocolate (all forms)
29. Coffee (all forms)
30. Onions & onion powder
31. Garlic
32. Grapes
33. Raisins
34. Macadamia nuts
35. Alcoholic beverages
36. Moldy/spoiled foods
37. Salt
38. Fatty foods
39. Gum, candies, or other foods sweetened with xylitol
40. Tea leaves
41. Raw yeast dough

These household objects can cause puncture wounds, choking, or internal organ damage to your pets. Make sure they aren't left lying around.

### OBJECTS

42. Balls (specifically balls that are small or have a smooth outer coating)
43. Batteries
44. Bread twist ties
45. Buttons
46. Coins
47. Cotton swabs
48. Glass
49. Hair pins
50. Jewelry
51. Nylons
52. Paper clips
53. Plastic wrap
54. Socks
55. Rubber-bands
56. Sharp objects (knives, razors, scissors, nails, needles, etc.)
57. String, yarn, or dental floss
58. Towels
59. Wax





## HAZARDS IN THE HOME

Dogs and cats are more likely to be injured in these areas of your home. Keep your pets away from these places or watch them closely when they're near them if you can.

## TROUBLE AREAS

60. Balconies - Tall balconies without safety railings, or railings spaced too far apart, can lead to a dangerous fall.

61. Bath tubs or sinks - Small pets can drown in full bathtubs or sinks.

62. Doors and windows - Dogs and cats can run away if they find an open door or window. They can also get seriously injured if they run across a busy road. Windows should have screens to prevent cats or other pets from falling out.

63. Electrical cords - Your pets can be electrocuted if they bite or chew on electrical cords that are plugged in.

64. Fireplace - Your pets can be burned by the flames or get sick if they eat the ashes.

65. Toilets - Toilet water is not healthy for pets to drink; always remember to close

the lid. Make sure you leave plenty of clean, fresh water for your pets if you must leave them home alone.

66. Washer and Dryer - Your pets can crawl into a washer or dryer without your knowledge; close the doors to these appliances when you're not using them.



Baby sitting Bella (Talia) this weekend as the Adopters have gone out of town. She has filled out really well and her coat is magnificent.



Amazing what a few months of "feeding" can achieve. Great dog and as sweet as can be.



*Here's looking at you, Treasure*



Cashus (formerly Snowshoe)





## THIS MONTH'S RECIPE




# boney biscuit treats



CRUNCHY!

- 1 - 1/4 ounce envelope active dry yeast
- 1/4 Cup warm water (about 115°)
- 1 Cup warm beef broth (about 115°)
- 2 1/4 Tablespoons Molasses
- 2 Cups All-Purpose Flour, divided
- 1 1/2 Cups Whole Wheat Flour
- 1 Cup Cracked Wheat
- 1/2 Cup Cornmeal
- 1/2 Cup dry milk powder
- 1 Teaspoon salt
- 2 Teaspoons Garlic Powder
- 1 Large Egg
- 1 Tablespoon Milk



Combine yeast and warm water and let stand for 5 minutes. Stir in broth and molasses. Stir in 1 cup all-purpose flour and next 6 ingredients.

Put dough on floured surface and knead in enough flour to make very stiff (approx. 5 minutes). Divide dough in half, cover and let rest 10 minutes.

Roll each portion to 1/4" thick for small dogs or 1/2 inch for large dogs. Cut with 2 or 4 inch bone-shaped cutter and place on ungreased baking sheet.

Combine egg and milk, stir well and brush over biscuits.

Bake at 300° for 35 minutes (1/4 inch) or 45 minutes (1/2 inch). Turn off oven and let biscuits cool in oven overnight.





19th Annual  
Husky Olympics



STARS & PHOTOS















AND THE WINNERS:



PRETTIEST EYES—BELLA BLUE



FASTEST BOBBER—THOR



HARIEST HUSKY







BEST TRICK



BEST HOWLER—KALI



CURLEST TAIL



BEST OVERALL WINNER - ANNISTON



# Fun Page

© 2004 Blackwell Publishing Ltd

WWW.ANDSTOCKS.COM



"I dunno, doc... Am I a good girl?  
I mean deep down?"

© MARK ANDERSON

WWW.ANDERZTOONS.COM



"It says here you fetch and retrieve?"

© 2004 Anderson Publishing


WWW.ANDRETOON.COM



"I'm a \$1200 show dog! You get *my* slippers!"



*"Who the hell are you going to listen to—the voices in your head, or your best friend?"*



"HOW COME YOU DON'T SNIFF MY BUTT ANYMORE THE WAY YOU USED TO?"

